

Name

Datum

Obst 4



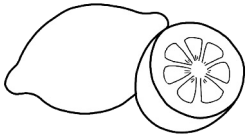
1 Schreibe die Wörter mit Artikel auf. 



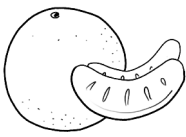
2 Schreibe einen ganzen Satz zu dem Bild. 



Blank writing lines for the apple illustration.



Blank writing lines for the lemon illustration.




Blank writing lines for the orange illustration.




Blank writing lines for the strawberry illustration.



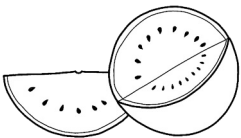
Blank writing lines for the grapes illustration.




Blank writing lines for the pear illustration.



Blank writing lines for the cherries illustration.



Blank writing lines for the watermelon illustration.



Blank writing lines for the banana illustration.



Blank writing lines for the pineapple illustration.

Name

Datum

Gemüse 4



1 Schreibe die Wörter mit Artikel auf. 



2 Schreibe einen ganzen Satz zu dem Bild. 




Two horizontal lines for writing.



Two horizontal lines for writing.



Two horizontal lines for writing.



Two horizontal lines for writing.



Two horizontal lines for writing.



Two horizontal lines for writing.



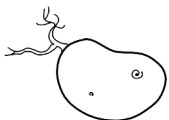
Two horizontal lines for writing.



Two horizontal lines for writing.



Two horizontal lines for writing.



Two horizontal lines for writing.

Name

Datum

Schule 4



1 Schreibe die Wörter mit Artikel auf. 



2 Schreibe einen ganzen Satz zu dem Bild. 



Two horizontal lines for writing.



Two horizontal lines for writing.



Two horizontal lines for writing.



Two horizontal lines for writing.



Two horizontal lines for writing.



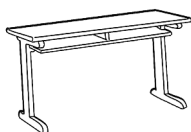
Two horizontal lines for writing.



Two horizontal lines for writing.



Two horizontal lines for writing.



Two horizontal lines for writing.

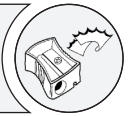


Two horizontal lines for writing.

Name

Datum

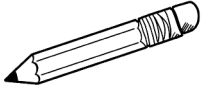
Schulsachen 4



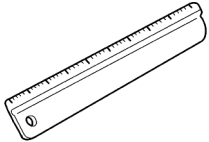
1 Schreibe die Wörter mit Artikel auf. 



2 Schreibe einen ganzen Satz zu dem Bild. 



Blank writing lines for the pencil.



Blank writing lines for the ruler.




Blank writing lines for the school bag.



Blank writing lines for the open book.



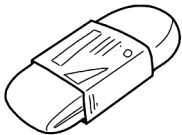
Blank writing lines for the glue stick.



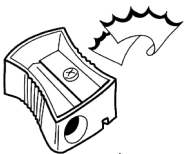
Blank writing lines for the notebook.



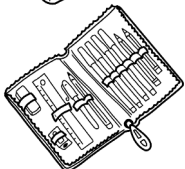
Blank writing lines for the scissors.



Blank writing lines for the eraser.



Blank writing lines for the pencil sharpener.




Blank writing lines for the pencil case.

Name

Datum

Gebäude 4



1 Schreibe die Wörter mit Artikel auf. 



2 Schreibe einen ganzen Satz zu dem Bild. 



Two horizontal lines for writing.



Two horizontal lines for writing.



Two horizontal lines for writing.



Two horizontal lines for writing.



Two horizontal lines for writing.




Two horizontal lines for writing.



Two horizontal lines for writing.



Two horizontal lines for writing.



Two horizontal lines for writing.




Two horizontal lines for writing.

Name

Datum

Verkehr 4



1 Schreibe die Wörter mit Artikel auf. 




2 Schreibe einen ganzen Satz zu dem Bild. 



Two horizontal lines for writing.



Two horizontal lines for writing.



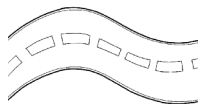
Two horizontal lines for writing.



Two horizontal lines for writing.




Two horizontal lines for writing.



Two horizontal lines for writing.



Two horizontal lines for writing.



Two horizontal lines for writing.



Two horizontal lines for writing.



Two horizontal lines for writing.

Name

Datum

Gesicht 4



1 Schreibe die Wörter mit Artikel auf. 



2 Schreibe einen ganzen Satz zu dem Bild. 



Two horizontal lines for writing.



Two horizontal lines for writing.



Two horizontal lines for writing.



Two horizontal lines for writing.



Two horizontal lines for writing.



Two horizontal lines for writing.



Two horizontal lines for writing.



Two horizontal lines for writing.



Two horizontal lines for writing.



Two horizontal lines for writing.

Name

Datum

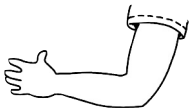
Körper 4



1 Schreibe die Wörter mit Artikel auf. 



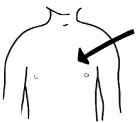
2 Schreibe einen ganzen Satz zu dem Bild. 



Blank writing lines for the first illustration.



Blank writing lines for the second illustration.



Blank writing lines for the third illustration.



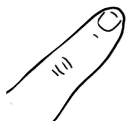
Blank writing lines for the fourth illustration.



Blank writing lines for the fifth illustration.



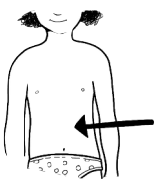
Blank writing lines for the sixth illustration.



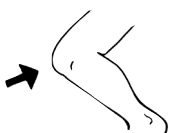
Blank writing lines for the seventh illustration.



Blank writing lines for the eighth illustration.



Blank writing lines for the ninth illustration.



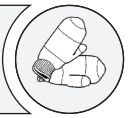
Blank writing lines for the tenth illustration.



Name

Datum

Winterkleidung 4



1 Schreibe die Wörter mit Artikel auf. 



2 Schreibe einen ganzen Satz zu dem Bild. 



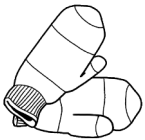
Two horizontal lines for writing.



Two horizontal lines for writing.



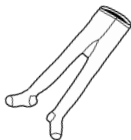
Two horizontal lines for writing.



Two horizontal lines for writing.



Two horizontal lines for writing.



Two horizontal lines for writing.



Two horizontal lines for writing.



Two horizontal lines for writing.



Two horizontal lines for writing.

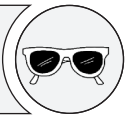


Two horizontal lines for writing.

Name

Datum

Sommerkleidung 4



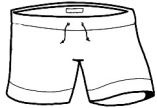
1 Schreibe die Wörter mit Artikel auf. 



2 Schreibe einen ganzen Satz zu dem Bild. 



Two horizontal lines for writing.




Two horizontal lines for writing.



Two horizontal lines for writing.



Two horizontal lines for writing.



Two horizontal lines for writing.



Two horizontal lines for writing.



Two horizontal lines for writing.



Two horizontal lines for writing.



Two horizontal lines for writing.



Two horizontal lines for writing.

Name

Datum

Lebensmittel 4



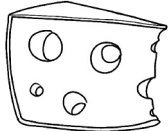
1 Schreibe die Wörter mit Artikel auf. 



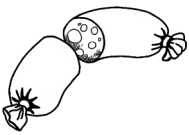
2 Schreibe einen ganzen Satz zu dem Bild. 



Two horizontal lines for writing.




Two horizontal lines for writing.



Two horizontal lines for writing.



Two horizontal lines for writing.



Two horizontal lines for writing.



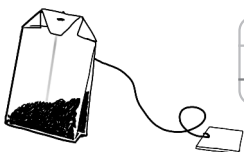
Two horizontal lines for writing.




Two horizontal lines for writing.



Two horizontal lines for writing.



Two horizontal lines for writing.

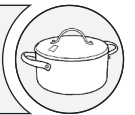


Two horizontal lines for writing.

Name

Datum

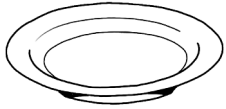
Küche 4



1 Schreibe die Wörter mit Artikel auf. 



2 Schreibe einen ganzen Satz zu dem Bild. 



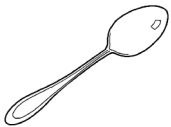
Handwriting lines for the plate.



Handwriting lines for the bowl.



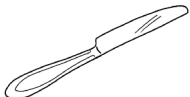
Handwriting lines for the glass.



Handwriting lines for the spoon.



Handwriting lines for the cup and saucer.



Handwriting lines for the knife.



Handwriting lines for the bottle.



Handwriting lines for the frying pan.



Handwriting lines for the cooking pot.



Handwriting lines for the fork.

Name

Datum

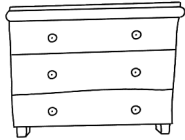
Möbel 4



1 Schreibe die Wörter mit Artikel auf. 



2 Schreibe einen ganzen Satz zu dem Bild. 



Two horizontal lines for writing.



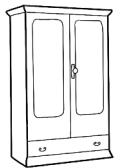
Two horizontal lines for writing.



Two horizontal lines for writing.



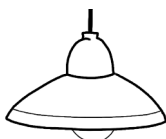
Two horizontal lines for writing.



Two horizontal lines for writing.



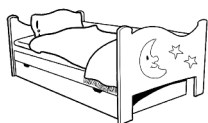
Two horizontal lines for writing.



Two horizontal lines for writing.



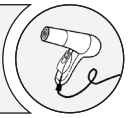
Two horizontal lines for writing.



Two horizontal lines for writing.



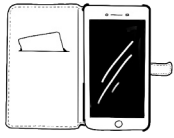
Two horizontal lines for writing.



1 Schreibe die Wörter mit Artikel auf. 



2 Schreibe einen ganzen Satz zu dem Bild. 




---

---

---




---

---

---




---

---

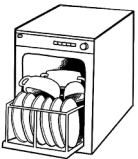
---




---

---

---




---

---

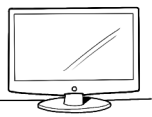
---




---

---

---




---

---

---




---

---

---




---

---

---




---

---

---